

GO-TCHA EVOLVE

for Pokémon GO

User Guide

Thank you for purchasing the Go-tcha Evolve for Pokémon GO!

Enjoy Pokémon GO on the move without looking at your smartphone!

What's In The Box?

In your Go-tcha Evolve for Pokémon Go box you should receive:

- ⊕ x1 Go-tcha Evolve Smartwatch
- ⊕ x1 Charging Instruction Card



Connecting Your Go-tcha Evolve

To connect your Go-tcha Evolve to the Pokémon App:

- ⊕ Open the Pokémon GO App
- ⊕ Touch the Main Menu
- ⊕ Touch Settings
- ⊕ Touch 'Pokémon GO Plus'
- ⊕ Press the red button on the Go-tcha Evolve to make it discoverable to the Pokémon Go App
- ⊕ Touch your 'Pokémon GO Plus' under Available Devices list to connect
- ⊕ Accept the Bluetooth pairing message on your smartphone to complete the connection

Using Go-tcha Evolve - Manually Catch Pokémon and Collect at Pokéstops


- ⊕ Go-tcha Evolve will vibrate and animate the screen to show a new/duplicate Pokémon is near.
- ⊕ Press the red Go-tcha Evolve button to catch the Pokémon.
- ⊕ Go-tcha Evolve will vibrate and animate the screen to show a successful/unsuccessful catch.

- ⊕ Go-tcha Evolve will vibrate and animate the screen to show when a Pokéstop is in range.
- ⊕ Press the red Go-tcha Evolve button to retrieve items from a Pokéstop.
- ⊕ Go-tcha Evolve will vibrate and animate the screen to show it has successfully/unsuccessfully collected the items and how many items it has collected.

See 'Go-tcha Evolve Animation Screens' on pages 2-3 of this User Guide for a complete guide to the colour screen animation alerts.

Using Your Go-tcha - Auto-catch Pokémon and Collect at Pokéstops

To turn the 'Auto-catch' function on, press the Go-tcha Evolve button until the auto-catch symbol changes as below.



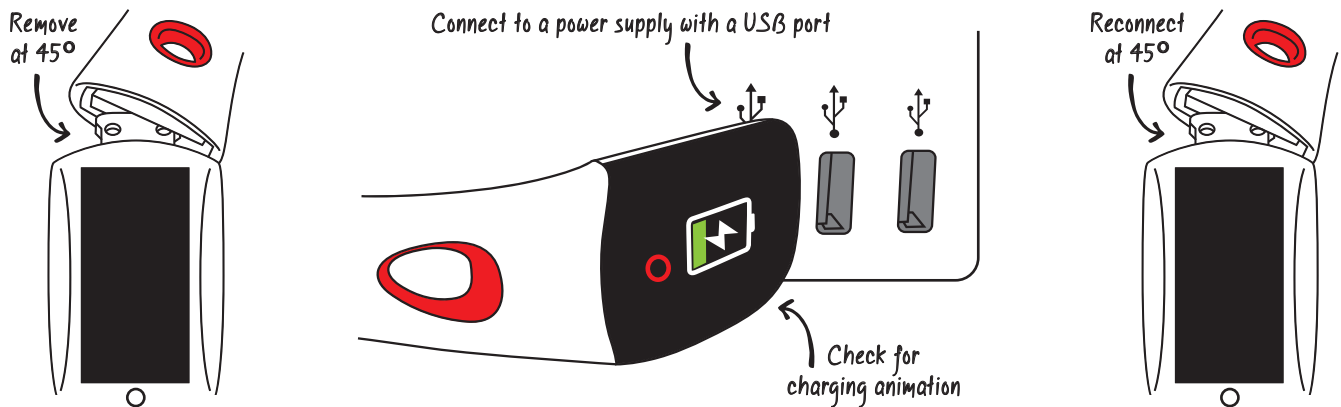
If you have Auto Catch on:

- ⊖ Go-tcha Evolve will vibrate and animate the screen to show a successful/unsuccessful catch.
- ⊖ Go-tcha Evolve will vibrate and animate the screen to show it has successfully/unsuccessfully collected the items and how many items it has collected at a Pokéstop.

To turn 'Auto-catch' off, press and hold the Go-tcha button until the  appears in the box.

Charging Your Go-tcha


The Go-tcha Evolve has a built-in USB charging. Connect the built-in USB charging unit into a power source - fully charged and ready to use in 1 1/2 hours.



IMPORTANT: Check that the Go-tcha Evolve is inserted into the power source the correct way up. It goes in both ways but the animation screen will only appear when inserted in the correct orientation.

Go-tcha Evolve Animation Screens

The Go-tcha Evolve has many colour animations to alert you. On the next page of the manual you will find a full list of animation screens and their functions.



Auto-catch
On



Auto-catch
Off



Unknown
Pokémon



Pokémon
Caught



Pokémon
Ran Away



Out of
Pokéballs




Auto-catch
Unknown
On



Auto-catch
Unknown
Off



Mystery
Item



Catch
Pokémon
Unknown



Catch
Pokémon
Duplicate




Bag
Full




Auto-Pokéstop
On



Auto-Pokéstop
Off



Pokéstop
In Range



Pokéstop
Out Of
Range



Pedometer



Charging



Watch Paired?
Yes



Watch Paired?
No



Vibrate Watch?
Yes



Vibrate Watch?
No



Silence Watch
Alerts?
Yes



Silence Watch
Alerts?
No



Update
Ready



Updating



Update
Complete



Flip Screen

(Your Go-tcha Evolve may or may not have this function depending on its region)



THIS PRODUCT IS NOT SPONSORED, ENDORSED, OR APPROVED BY THE POKÉMON COMPANY OR Niantic.

Compatible with iPhone 5s, iPhone 6, iPhone 6 Plus, iPhone 6S, iPhone 6S Plus, iPhone SE, iPhone 7, iPhone 7 Plus, iPhone 8, iPhone 8 Plus, iPhone X, iPhone XS, iPhone XS Max, iPhone XR devices with iOS 10.0 or later installed. Compatible with Android devices with 2 GB RAM or more, Bluetooth Smart (Bluetooth Ver. 4.0 or higher) capability, and Android Ver. 5.0 or higher installed.



Available in...

*TRAILBLAZER
BLUE*

*DAREDEVIL
RED*



*GLOBETROTTER
GREEN*

*DYNAMIC
GREY*

Visit www.go-tcha-evolve.co.uk for updates

Technical Support

Before contacting Datel's customer service department, please ensure that you have read through and understood the information in this manual/guide. If you contact support, please ensure that you have information on when and where you purchased this product to hand.

Datel Customer Services Europe
Customers Services, Datel Ltd,
Stafford Road,
Stone,
Staffordshire,
ST15 0DG.
UNITED KINGDOM

Web: <http://support.codejunkies.com/>



© 2019 Datel Ltd. Go-tcha Evolve is a trademark of Datel Ltd. Pokémon is a trademark or registered Trademark of the POKÉMON COMPANY. All other trademarks are the property of their respective owners. Go-tcha Evolve for Pokémon Go is a 100% unofficial product and is NOT sponsored, endorsed or approved by NINTENDO, nor any games developer or publisher.